

CPW-800EHS01 Intelligent Wing Gate Turnstile



Product Manual

Contents

Product Description.....	1
Structure Chart	2
Dimension Figure (Unit: mm)	2
Product Parameters.....	3
Product Function	3
Custom-made Feature.....	6

Product Description

Intelligent wing gate turnstile CPW-800EHS01 is with the theme of " Black Diamond " , which is in beautiful shape and pursuits the perfect unit of art, fashion and safety; the housing made of stainless steel is durable; the mechanism modules are imported from international top brands DC brushless motors and precise positioning encoders, so as to make sure the wing gate can stretch quickly and accurately, stably and quietly, with low-power consumption, energy conservation and environment protection.

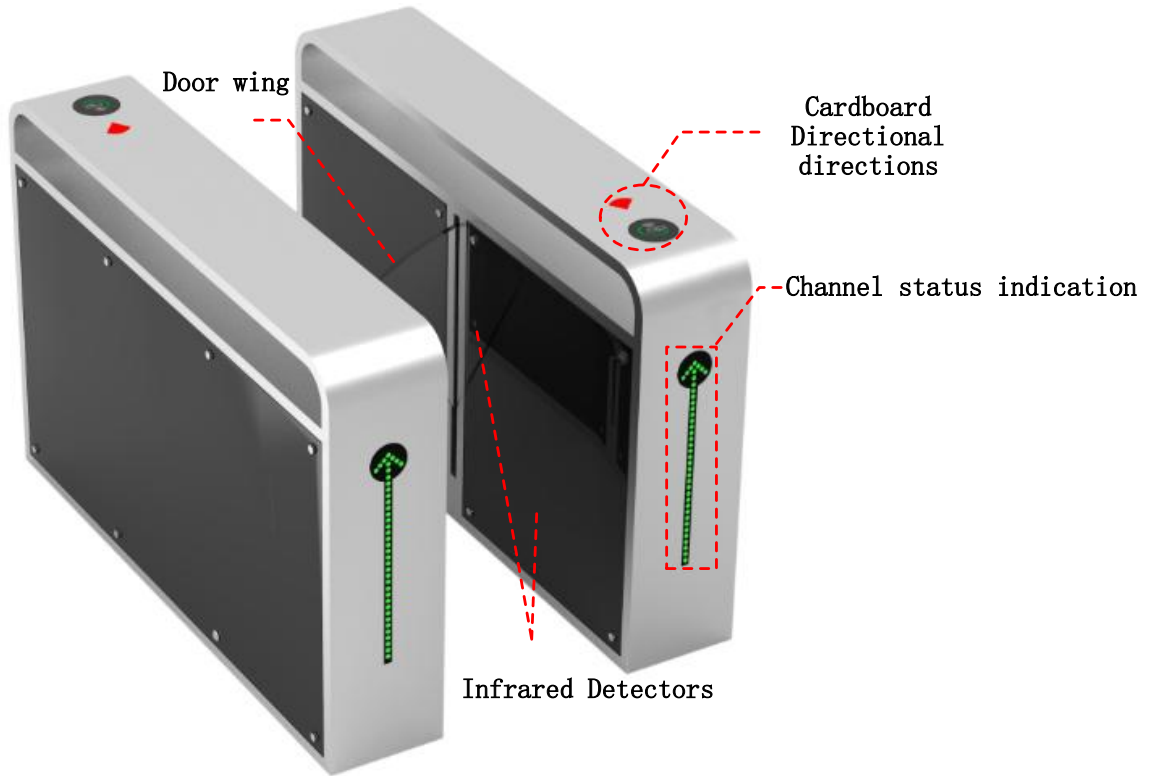
Feature

- ✧ By using 10 pairs of military level high-performance infrared sensors and exact algorithms, it can accurately detect the pedestrian's passing position to achieve the purposes such as anti-tailgating, anti-reverse passing, anti-clamping and so on.
- ✧ Use the multiple anti-clamping designs to protect the personal safety of pedestrians in maximum limit.
- ✧ Equipped with the dry contact signal input interface, RS485/RS232 interface, TCP/IP interface (optional), compatible with all kinds of access controllers.

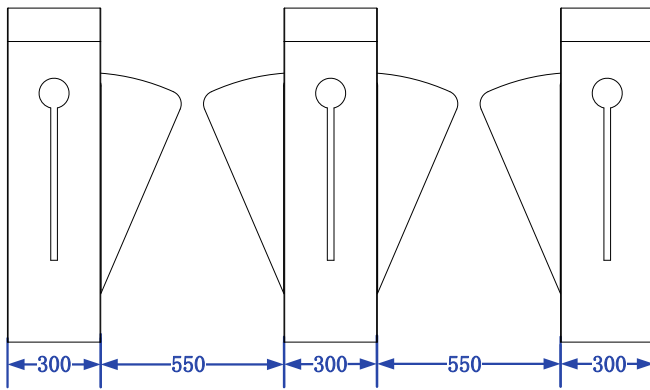
Occasion Applications

Suitable for commercial buildings, subways, airports, customs, exhibition halls, government buildings, financial institutions, clubs and other high-end indoor applications.

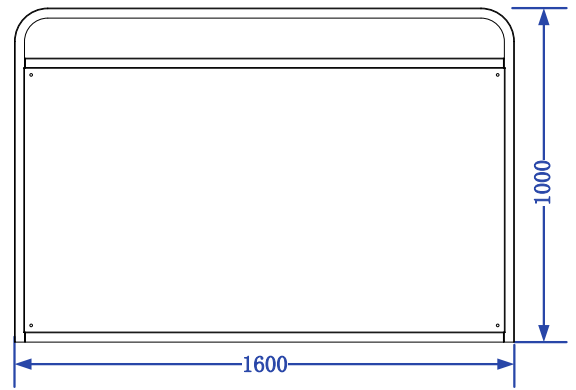
Structure Chart



Dimension Figure (Unit: mm)



Front view



Side view

Product Parameters

Structure Parameters	
Housing material	304 grade stainless steel
Surface treatment	Brushed finish
wing gate material	Organic glass
Technical Parameters	
Normal passing	30 ~ 45 people / min (according to the condition of pedestrians)
Evacuation passing	60 people/min (according to the condition of pedestrians)
Opening speed	0.3-0.6s
Operationtemperature	-20℃~60℃
Electric Parameters	
Power supply	100-240VAC, 50/60Hz
Rated power	100W
Input/ Output signal	12 channels relay output signal/ 8-channel dry contact inputsignal
Communication interface	RS485 / RS232; TCP/IP interface (customizable)
Driving motor	DC brushless motor
Positioning Method	Use the encoder to position the wing gate accurately
Method of motor control	Using high-performance DSP chip

Product Function

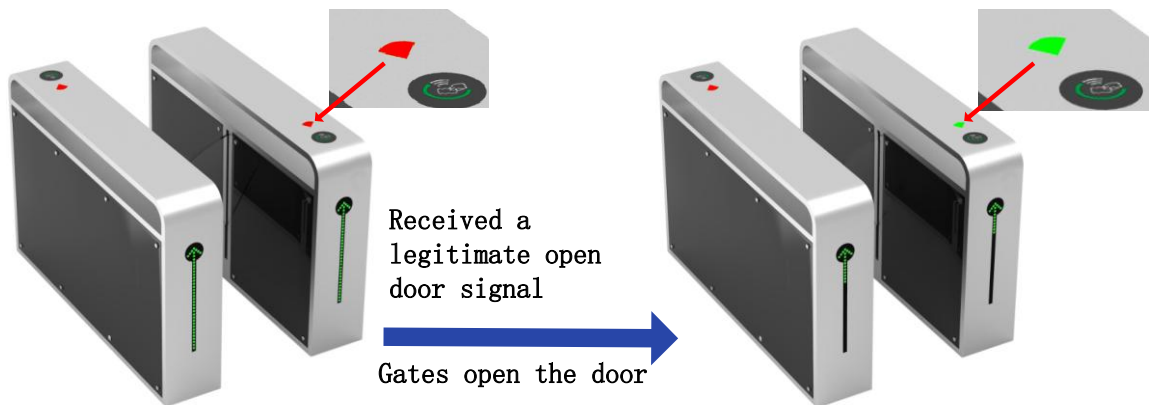
● Basic Function

- **Passing mode switching function:** The entry and exit can be set independently **【controlled mode】** / **【 free mode 】** / **【 forbidden mode】**
- **Automatic reset function:**The turnstile will open the wing gates after receiving the valid opening signal when standby. The wing gates will return to the hindered zero position automatically under the following situations:
 - (1) Within the allowed time, pedestrians have been detected to pass through the passageway in specified direction;
 - (2) Beyond the allowed time,there is no people passing through the passageway.
- **Self-recovery function:** The wing gates do not return to the hindered zero position because of human

intervention. After revoking human intervention, wing gates will return to the hindered zero position automatically.

- **Automatic adjustment function:** When the turnstiles need to readjust because of mechanical wear, the main control board can adjust automatically, accurately and conveniently.
- **Memory function of passing requests:** When more than 2 passing signals are given at the same time (including the same direction and opposite direction), the system will remember all the passing requests and finish them one by one. The number can be up to 255.
- **Passing indication function:**

(1) The direction indicator: It is installed on the top of the housing cabinet to indicate the valid passing direction.



(2) The passage status indicator: It is installed inside housing cabinet to indicate if the turnstile will open after receiving valid open signal.



Gantry standby
The direction is
in the way

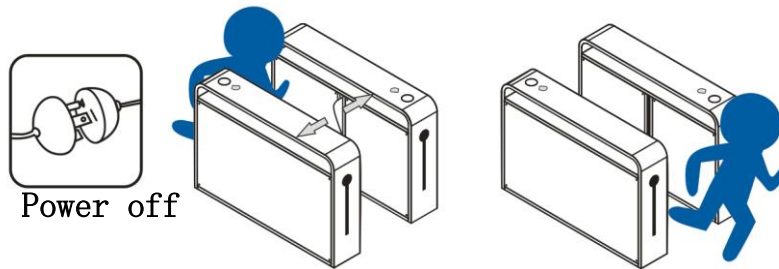


The direction is prohibited
The direction of the opposite
direction of the passage has not yet ended

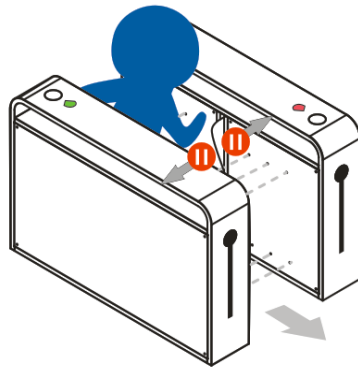
- **Compatibility:** Equipped with the dry contact signal input interface, RS485/RS232 interface, TCP/IP interface (optional), compatible with all kinds of access controllers.

● Security Design

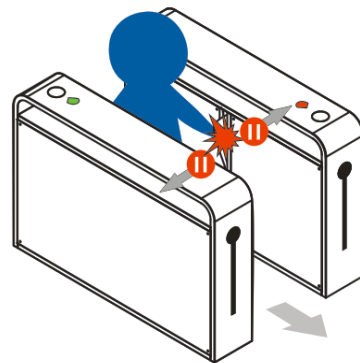
- **Self-check function when power on:** The system will self-check routinely and alarm when power on and intelligently detect the key hardware and function. Find the hidden danger within the shortest time!
- **Open gates when power off:** When power off, the system will open wing gates automatically so as to evacuate people conveniently, which meets the firefighting requirement.



- **Anti-clamping function:**



Infrared anti-folder

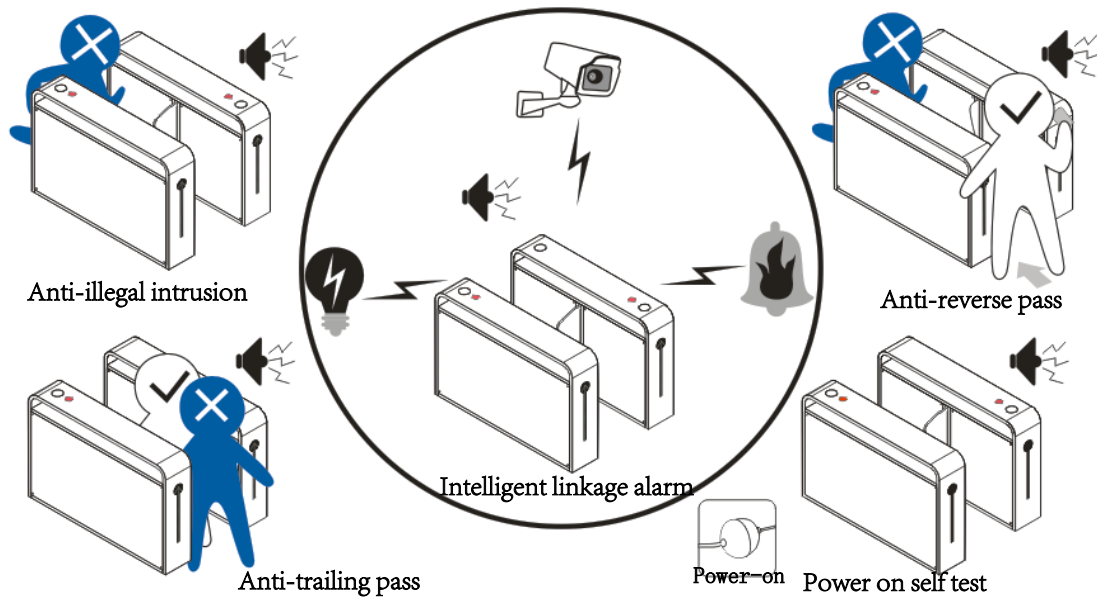


Mechanical anti-folder

(1) Infrared anti-clamping: Install multiple-pairs of infrared detectors near the wing gates' moving area (anti-clamping area). During the closing process, once people or thing is detected within the anti-clamping area, wing gates will open automatically to prevent injuring or pinching pedestrians.

(2) Machinery anti-clamping: During the closing process, when the turnstile encounters obstacle, then wing gates will open automatically to prevent injuring or pinching pedestrians; the impact force is within the safety range when wing gates close.

- **Emergency escape function:** Equipped with emergency escape control device, the system can automatically open wing gates to evacuate pedestrians conveniently.
- **Intelligent linkage alarm:** Illegal traffic events can be linked with other alarm monitoring equipment: such as access control systems, video management systems.



Custom-made Feature

- **Customized Functions**

- Built-in or external counter.
- TCP / IP communication function.

- **Gate open button**

- External door open button.
- Install the gate open button with wireless remote control.

- **Materials**

- The material of housing can be 316 grade stainless steel, and the thickness of stainless steel can be customized.
- The material of wing gates can be flexible retardant polyurethane foam and the color can be customized.

- **System Integration**

- Integrate with access control system required by customers and built-in reader appointed by customers.
- Integrate with visitor access control system.
- Integrate with ticketing system.

★ **Notes:**

- (1) The product design and specifications are subject to change or upgrade without prior notice.
- (2) Please contact us directly for special features customization.